



FACTSHEET As of 28 February 2025

CGCC GUARANTEE PROGRESS



www.cgcc.com.kh

Guaranteed Account (GA)
3979

Guaranteed Loan (GL)
USD 274.14million Equi.

Outstanding Guaranteed Loan
USD 156.69million Equi.

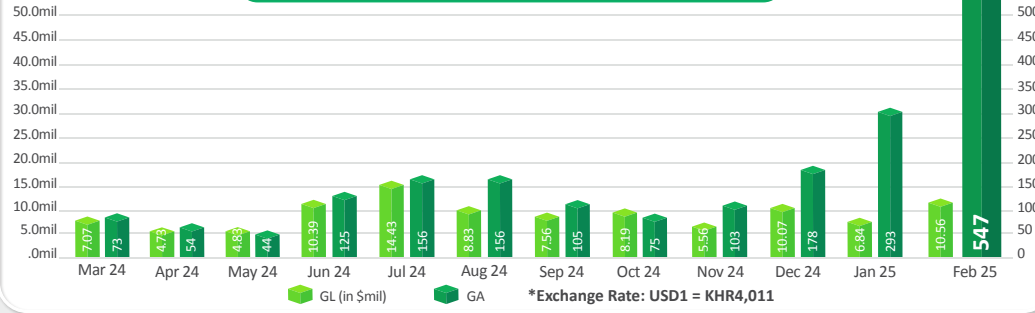
Outstanding Guaranteed Amount
USD 114.89million Equi.

NPL Ratio
10.87%

February Average Turn Around Time/GA

	IGS	PGS
CGCC	2 Days	0.5 Day
CGCC & PFIs	2.5 Days	0.5 Day

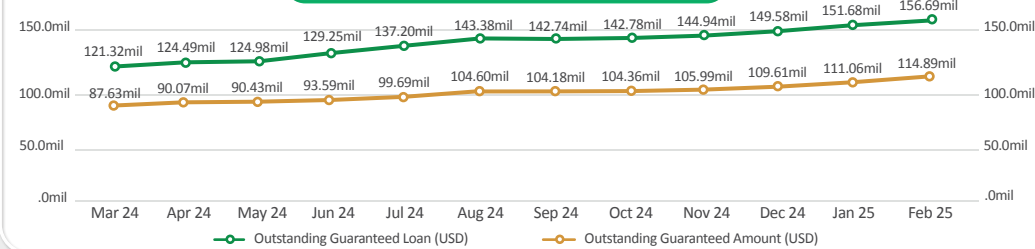
Monthly Guarantee Performance (2024 - 2025)



Portfolio Guarantee Schemes (PGS)

	Total	Outstanding
PGS Schemes	18	13
PGS Size	USD 64mil	USD 51mil
GA	1540	1312
GL	USD 39.90mil	USD 28.98mil
PFIs	7	7

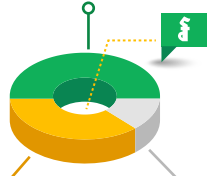
Outstanding Exposure (2024 - 2025)



KHR Loan (GA)

Total Guaranteed Loan

193.8bil

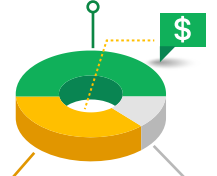


Guaranteed Amount: **145.2bil**
Unguaranteed Amount: **48.6bil**

USD Loan (GA)

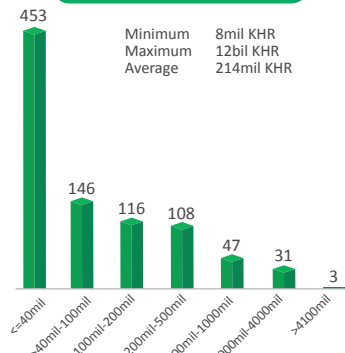
Total Guaranteed Loan

225.82mil

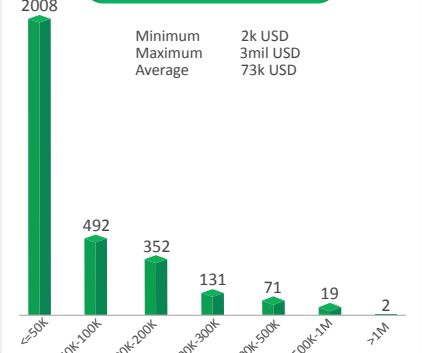


Guaranteed Amount: **163.91mil**
Unguaranteed Amount: **61.91mil**

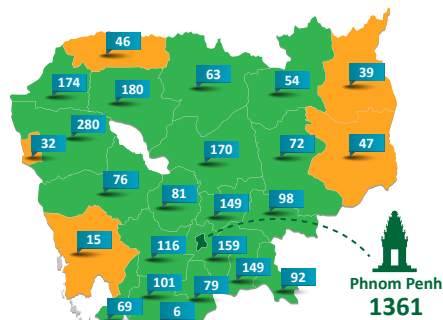
Loan Size in KHR (GA)



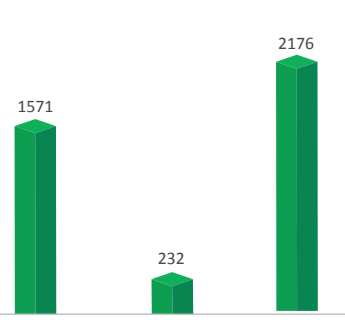
Loan Size in USD (GA)



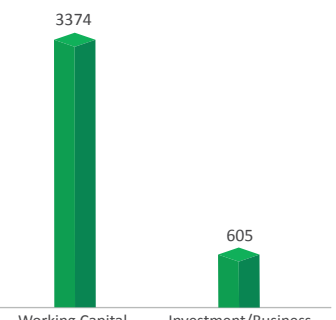
Geographical Coverage



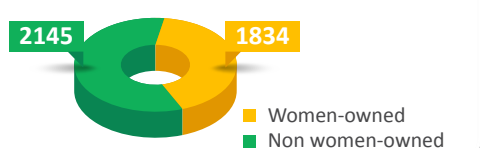
Loan Facility (GA)



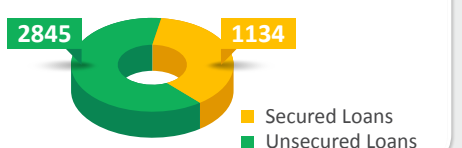
Loan Purpose (GA)



Gender (GA)



Type of Loan (GA)



Type of Borrower (GA)

