



FACTSHEET

As of 31 December 2024

CGCC GUARANTEE PROGRESS



www.cgcc.com.kh

Guaranteed Account (GA)
3139

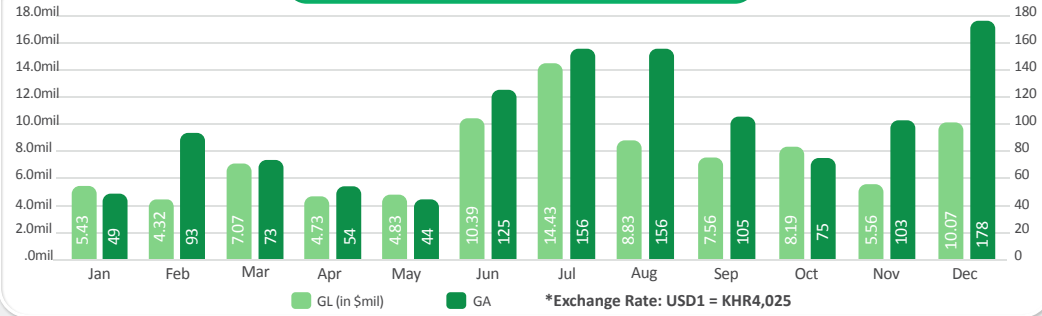
Guaranteed Loan (GL)
USD 256.58million Equi.

Outstanding Guaranteed Loan
USD 149.58million Equi.

Outstanding Guaranteed Amount
USD 109.61million Equi.

NPL Ratio
10.62%

Monthly Guarantee Performance (2024)



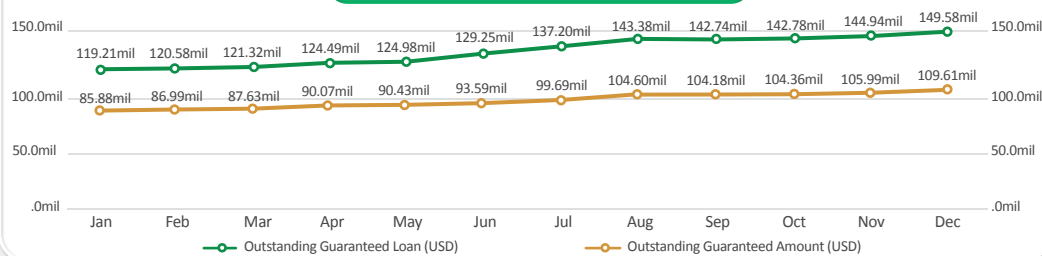
December Average Turn Around Time/GA

	IGS	PGS
CGCC	2 Days	0.5 Day
CGCC & PFIs	3.5 Days	0.5 Day

Portfolio Guarantee Schemes (PGS)

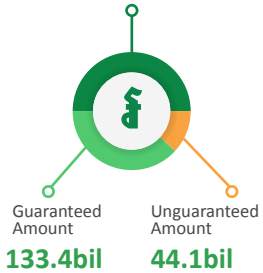
	Total	Outstanding
PGS Schemes	17	13
PGS Size	USD 60mil	USD 50mil
GA	798	625
GL	USD 29mil	USD 23.19mil
PFIs	7	7

Outstanding Exposure (2024)



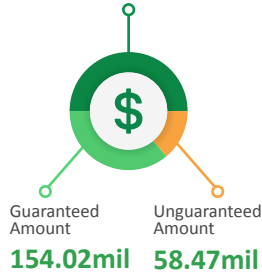
KHR Loan (GA)

Total Guaranteed Loan
177.5bil

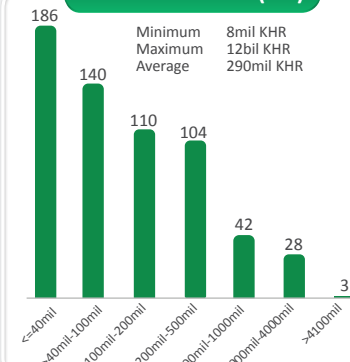


USD Loan (GA)

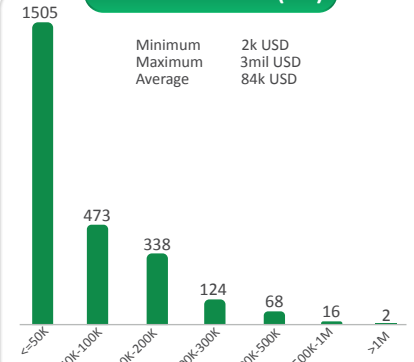
Total Guaranteed Loan
212.48mil



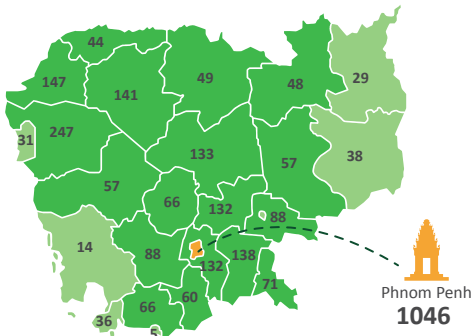
Loan Size in KHR (GA)



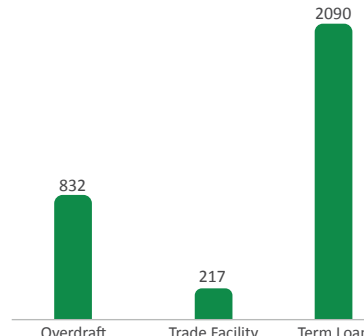
Loan Size in USD (GA)



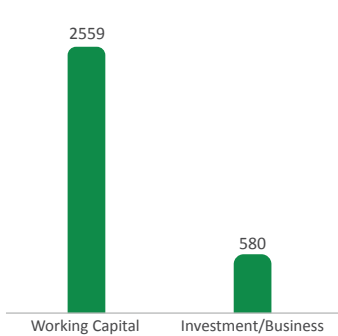
Geographical Coverage



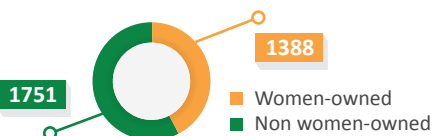
Loan Facility (GA)



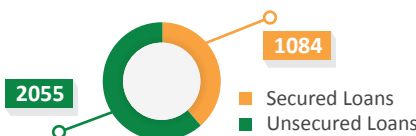
Loan Purpose (GA)



Gender (GA)



Type of Loan (GA)



Type of Borrower (GA)

