



# FACTSHEET

## CGCC GUARANTEE PROGRESS

As of 31 August 2024



www.cgcc.com.kh



Guaranteed Account (GA)

**2678**



Guaranteed Loan (GL)

**USD 224.89million Equi.**



Outstanding Guaranteed Loan

**USD 143.38million Equi.**



Outstanding Guaranteed Amount

**USD 104.60million Equi.**



NPL Ratio

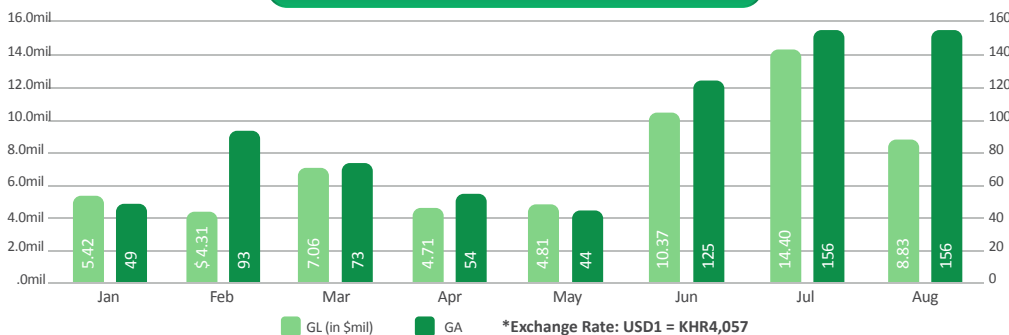
**9.87%**



Claim Amount

**USD 929,711**

### Monthly Guarantee Performance (2024)



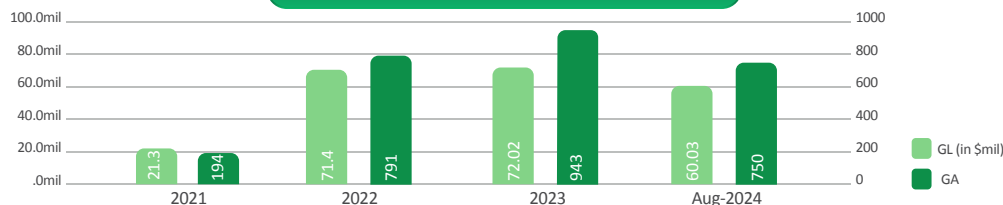
### August Average Turn Around Time/GA

	IGS	PGS
CGCC	2 Days	0.5 Day
CGCC & PFIs	3 Days	0.5 Day

### Portfolio Guarantee Schemes (PGS)

	Total	Outstanding
PGS Schemes	15	12
PGS Size	USD 54 mil	USD 47 mil
GA	538	399
GL	USD 20.98 mil	USD 17.59 mil
PFIs	7	7


### Annual Guarantee Performance



### KHR Loan (GA)

Total Guaranteed Loan


**134.8bil**



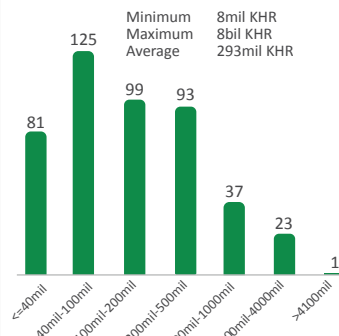
### USD Loan (GA)

Total Guaranteed Loan

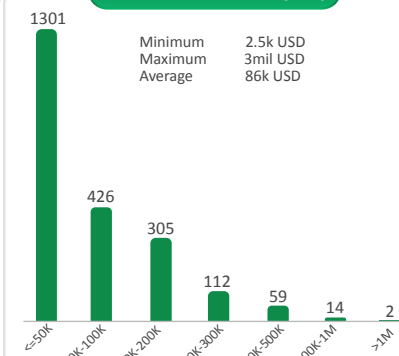
**191.66mil**



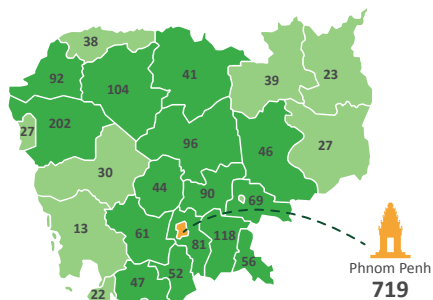
### Loan Size in KHR (GA)



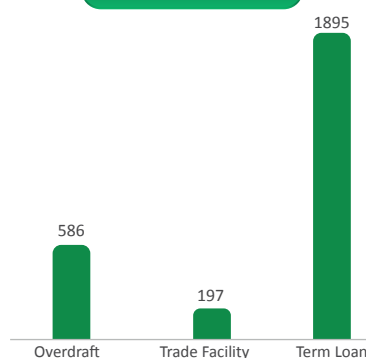
### Loan Size in USD (GA)



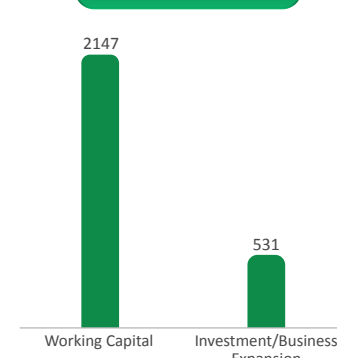
### Geographical Coverage (IGS)\*



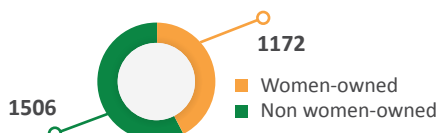
### Loan Facility (GA)



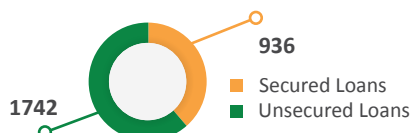
### Loan Purpose (GA)



### Gender (GA)



### Type of Loan (GA)



### Type of Borrower (GA)

