



# FACTSHEET

## CGCC GUARANTEE PROGRESS

As of 30 June 2024



www.cgcc.com.kh

Guaranteed Account (GA)  
**2366**

Guaranteed Loan (GL)  
**USD 201.26million Equi.**

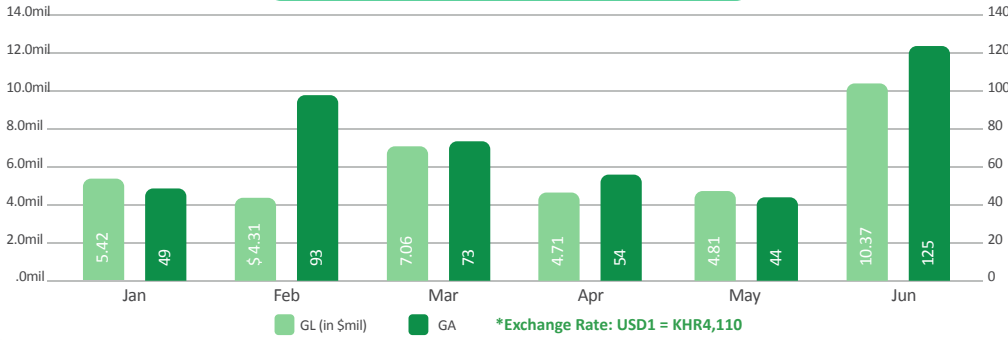
Outstanding Guaranteed Loan  
**USD 129.25million Equi.**

Outstanding Guaranteed Amount  
**USD 93.59million Equi.**

NPL Ratio  
**9.18%**

Claim Amount  
**USD 666,446**

### Monthly Guarantee Performance (2024)



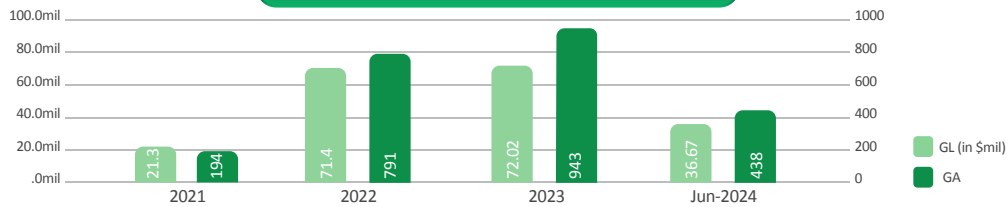
### June Average Turn Around Time/GA

	IGS	PGS
CGCC	2 Days	0.5 Day
CGCC & PFIs	3 Days	0.5 Day

### Portfolio Guarantee Schemes (PGS)

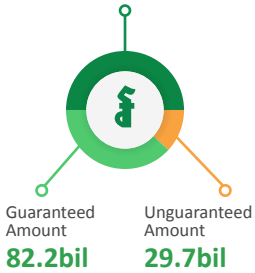
	Total	Outstanding
PGS Schemes	15	14
PGS Size	USD 54 mil	USD 51 mil
GA	358	248
GL	USD 9.33 mil	USD 6.94 mil
PFIs	7	7

### Annual Guarantee Performance




### KHR Loan (GA)

Total Guaranteed Loan  
**111.9bil**



### USD Loan (GA)

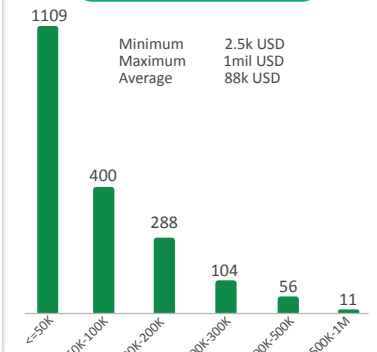
Total Guaranteed Loan  
**174.05mil**



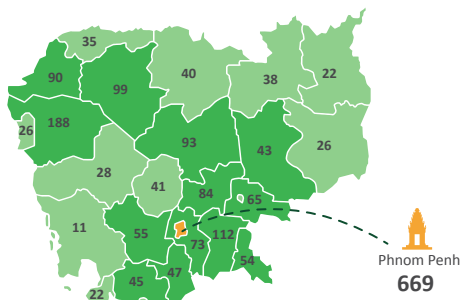
### Loan Size in KHR (GA)



### Loan Size in USD (GA)

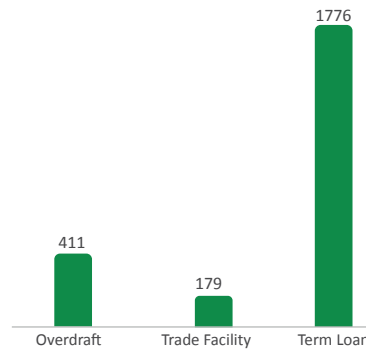


### Geographical Coverage (IGS)\*

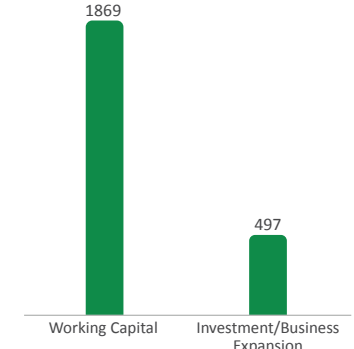


\*Geography of each GA is based on Business Address

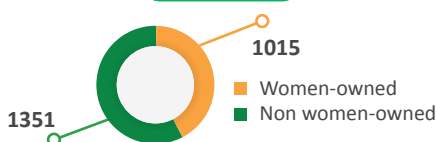
### Loan Facility (GA)



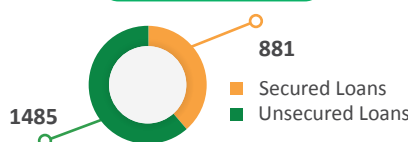
### Loan Purpose (GA)



### Gender (GA)



### Type of Loan (GA)



### Type of Borrower (GA)

