



FACTSHEET

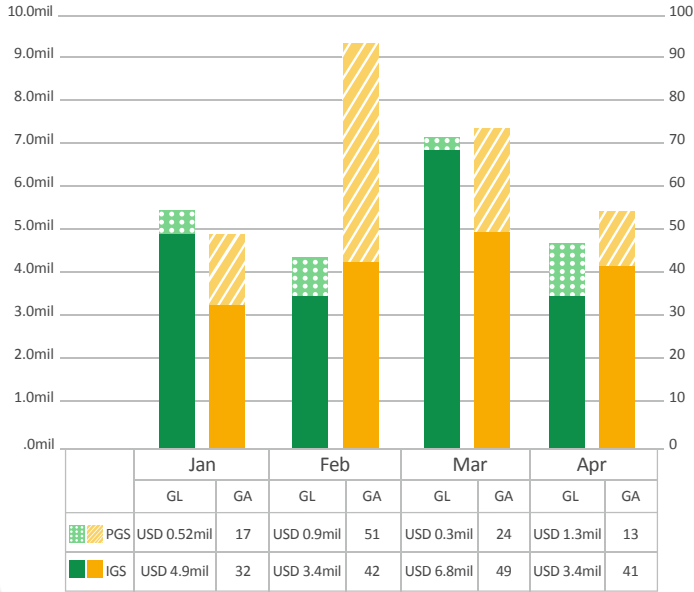
As of 30 April 2024

CGCC GUARANTEE PROGRESS



www.cgcc.com.kh

Guarantee Progress by Months (2024)



Guarantee Progress in Previous Years

2024 Apr	GL: USD 21.53mil GA: 269 CPA: USD 0.30mil Equi.
2023	GL: USD 72.02mil GA: 943 CPA: USD 0.28mil Equi.
2022	GL: USD 71.4mil GA: 791 CPA: USD 0mil Equi.
2021	GL: USD 21.3mil GA: 194 CPA: USD 0mil Equi.

*Exchange Rate: USD1 = KHR4,064
*IGS: Individual Guarantee Scheme
*PGS: Portfolio Guarantee Scheme
*CPA: Claim Payout Amount

Guaranteed Account (GA)
2197

Guaranteed Loan (GL)
USD 186.35million Equi.

Outstanding Guaranteed Loan
USD 124.5million Equi.

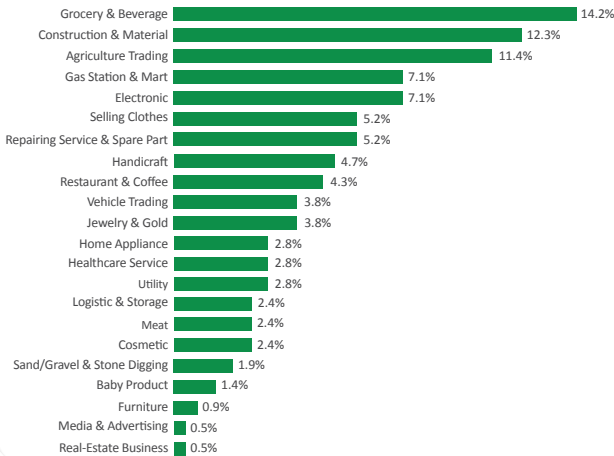
Outstanding Guaranteed Amount
USD 90.07million Equi.

NPL Ratio of Outstanding Guaranteed Amount
9.06%

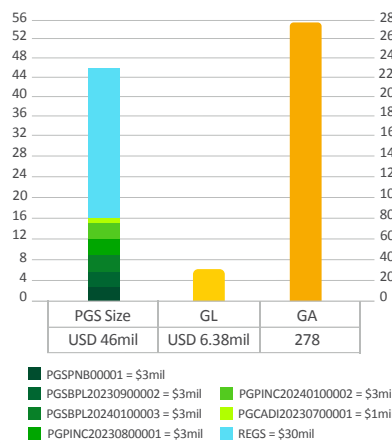
April Average Turn Around Time/GA

	IGS	PGS
CGCC	1.5 Days	0.5 Day
CGCC & PFIs	2.5 Days	0.5 Day

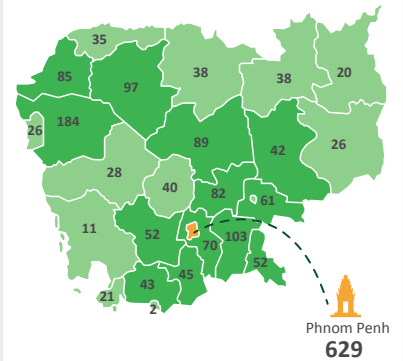
PAR by Business Activities (GA)



Portfolio Guarantee Schemes

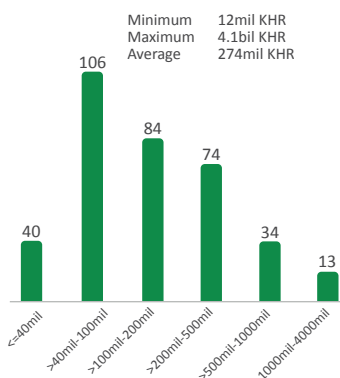


Geographical Coverage (IGS)*

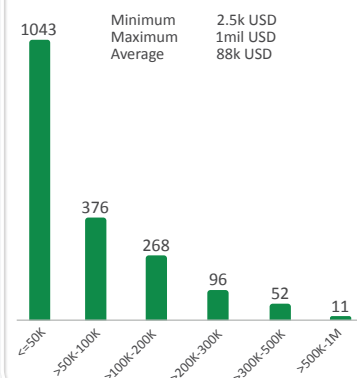


*Geography of each GA is based on Business Address

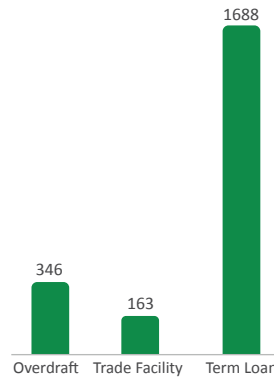
Loan Size in KHR (GA)



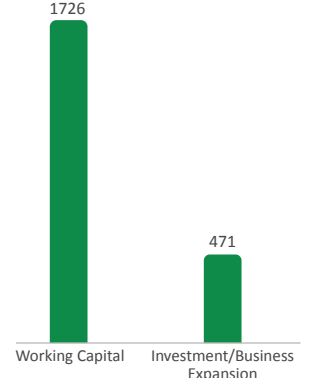
Loan Size in USD (GA)



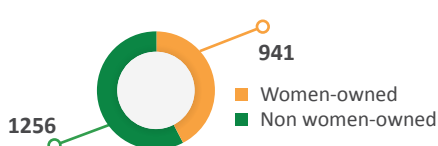
Loan Facility (GA)



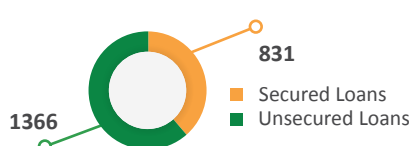
Loan Purpose (GA)



Gender (GA)



Type of Loan (GA)



Type of Borrower (GA)

