



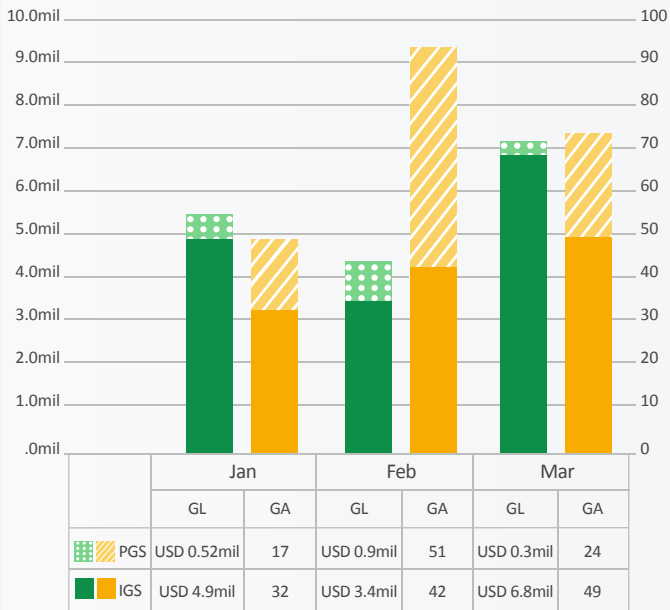
FACTSHEET As of 31 March 2024

CGCC GUARANTEE PROGRESS



www.cgcc.com.kh

Guarantee Progress by Months (2024)



Guarantee Progress in Previous Years

2024 Mar	GL: USD 16.82mil GA: 215 NPL: 2.37% CPA: USD 0.20mil Equi.
2023	GL: USD 72.02mil GA: 943 NPL: 5.89% CPA: USD 0.28mil Equi.
2022	GL: USD 71.4mil GA: 791 NPL: 1.22% CPA: USD 0mil Equi.
2021	GL: USD 21.3mil GA: 194 NPL: 0% CPA: USD 0mil Equi.

*Exchange Rate: USD1 = KHR4,041
*IGS: Individual Guarantee Scheme
*PGS: Portfolio Guarantee Scheme
*NPL: Non-Performing Loan
*CPA: Claim Payout Amount



Guaranteed Account (GA)
2143



Guaranteed Loan (GL)
USD 181.75million Equi.



Outstanding Guaranteed Loan
USD 121.32million Equi.

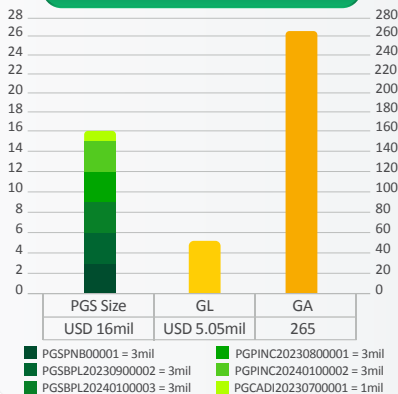


Outstanding Guaranteed Amount
USD 87.63million Equi.

March Average Turn Around Time/GA

	IGS	PGS
CGCC	1.5 Days	0.5 Day
CGCC & PFIs	2.5 Days	0.5 Day


Portfolio Guarantee Schemes



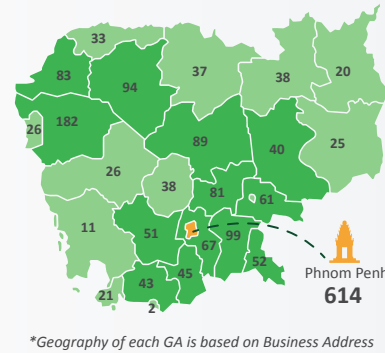
KHR Loan



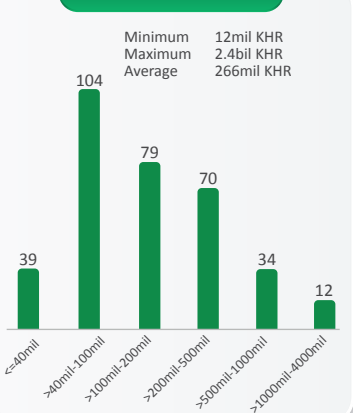
USD Loan



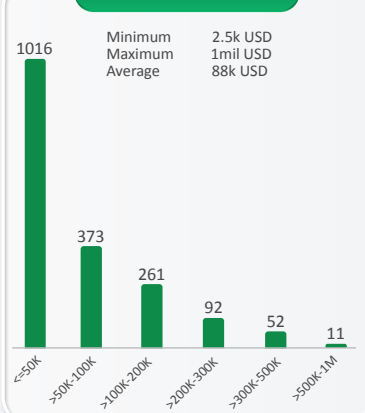
Geographical Coverage (IGS)*



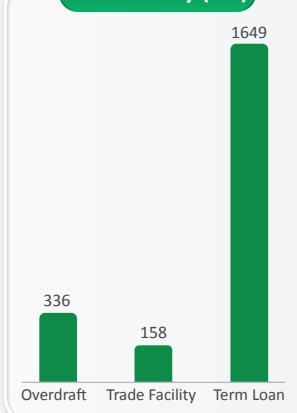
Loan Size in KHR



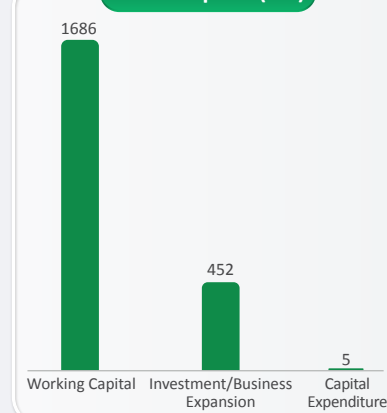
Loan Size in USD



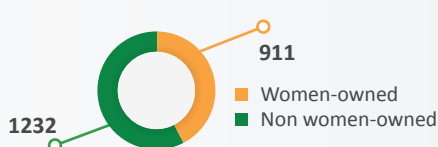
Loan Facility (GA)



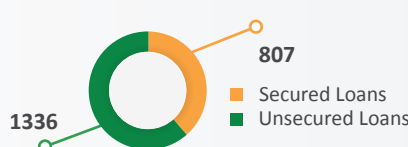
Loan Purpose (GA)



Gender (GA)



Type of Loan (GA)



Type of Borrower (GA)

