



FACTSHEET

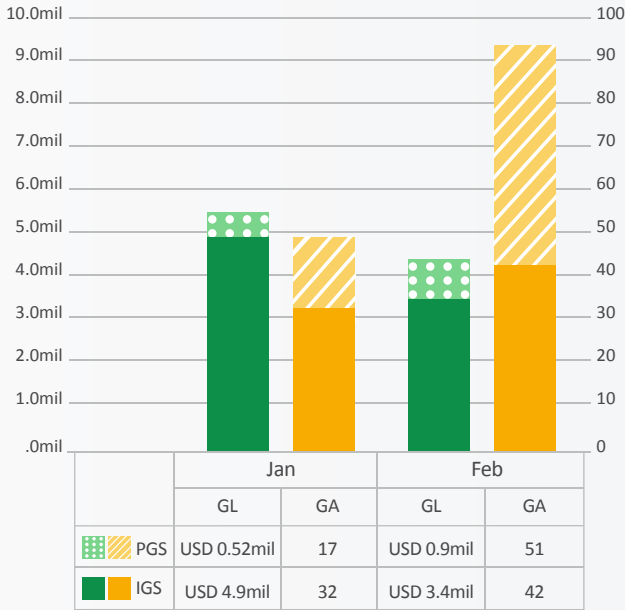
As of 29 February 2024

CGCC GUARANTEE PROGRESS



www.cgcc.com.kh

Guarantee Progress by Months (2024)



Guarantee Progress in Previous Years

2023	GL: USD 72.02mil GA: 943
2022	GL: USD 71.4mil GA: 791
2021	GL: USD 21.3mil GA: 194

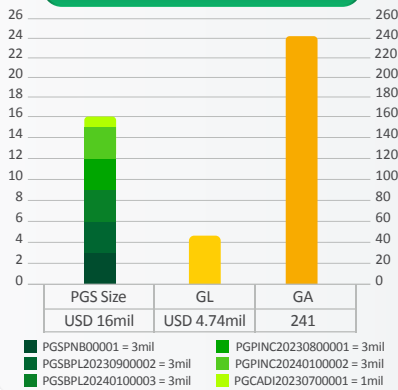
*Exchange Rate: USD1 = KHR4,069
*IGS: Individual Guarantee Scheme
*PGS: Portfolio Guarantee Scheme

- Guaranteed Account (GA)**
2070
- Guaranteed Loan (GL)**
USD 174.54million Equi.
- Outstanding Guaranteed Loan**
USD 120.58million Equi.
- Outstanding Guaranteed Amount**
USD 86.99million Equi.
- NPL Ratio of Outstanding Guaranteed Amount**
8.02%
- Claim Payout**
USD 447,681
KHR 105,574,697


February Average Turn Around Time/GA

	IGS	PGS
CGCC	1.0 Day	0.5 Day
CGCC & PFIs	2.0 Days	0.5 Day


Portfolio Guarantee Schemes



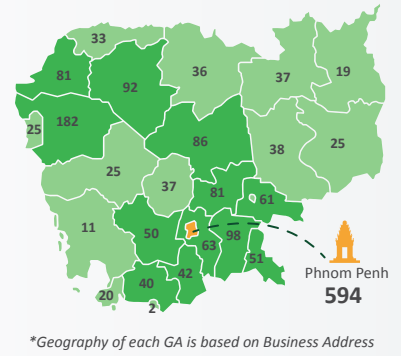
KHR Loan



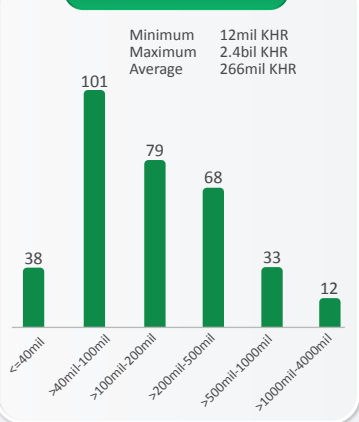
USD Loan



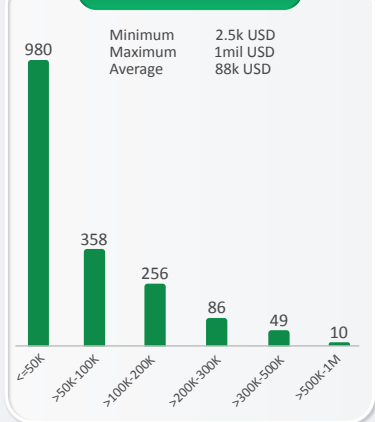
Geographical Coverage (IGS)*



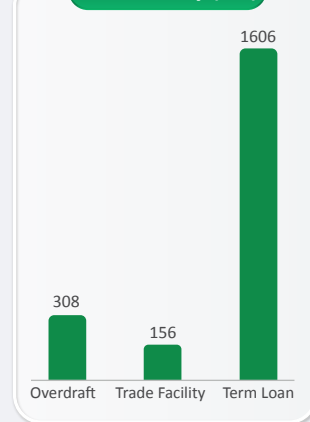
Loan Size in KHR



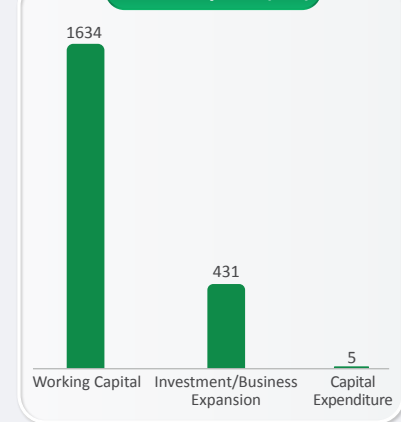
Loan Size in USD



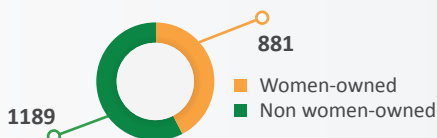
Loan Facility (GA)



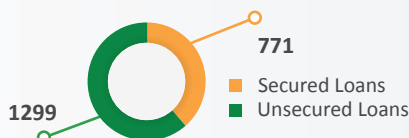
Loan Purpose (GA)



Gender (GA)



Type of Loan (GA)



Type of Borrower (GA)

