



FACTSHEET

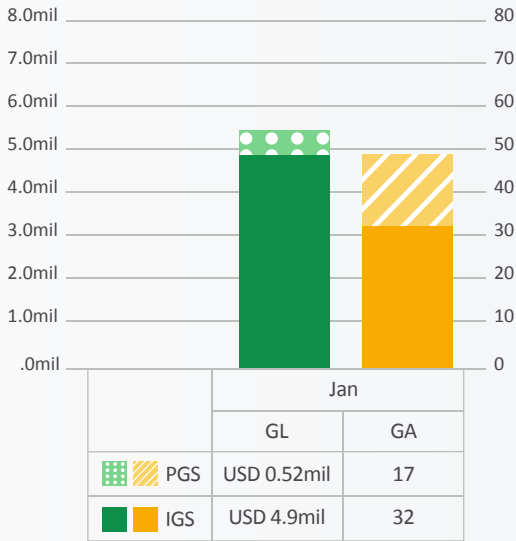
As of 31 January 2024

CGCC GUARANTEE PROGRESS



www.cgcc.com.kh

Guarantee Progress by Months (2024)



Guarantee Progress in Previous Years

2023	GL: USD 72.02mil GA: 943
2022	GL: USD 71.4mil GA: 791
2021	GL: USD 21.3mil GA: 194

*Exchange Rate: USD1 = KHR4,083

*IGS: Individual Guarantee Scheme

*PGS: Portfolio Guarantee Scheme



Guaranteed Account (GA)
1977



Guaranteed Loan (GL)
USD 170.15million Equi.



Outstanding Guaranteed Loan
USD 119.21million Equi.



Outstanding Guaranteed Amount
USD 85.88million Equi.



NPL Ratio of Outstanding Guaranteed Amount
7.37%

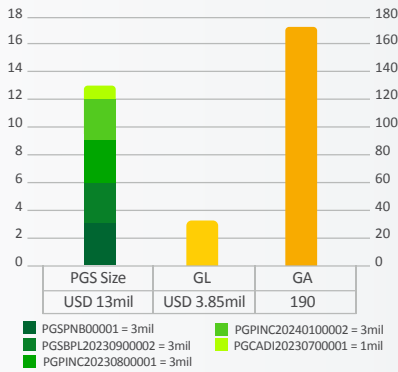


Claim Payout
USD 289,987
KHR 105,574,697


January Average Turn Around Time/GA

	IGS	PGS
CGCC	1.5 Days	0.5 Day
CGCC & PFIs	2.0 Days	0.5 Day


Portfolio Guarantee Schemes



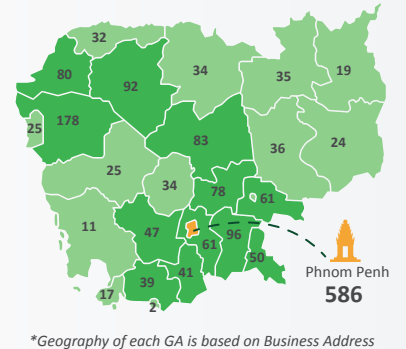
KHR Loan



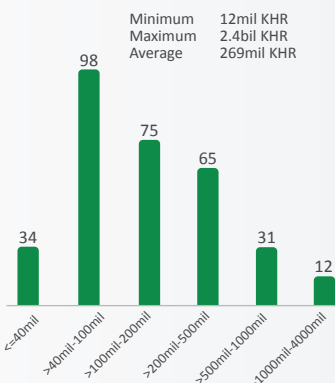
USD Loan



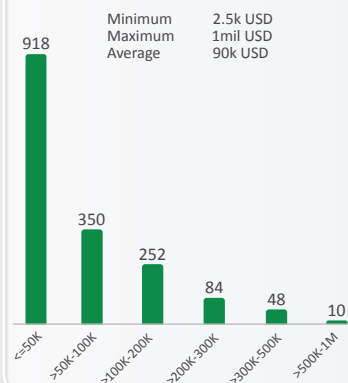
Geographical Coverage (IGS)*



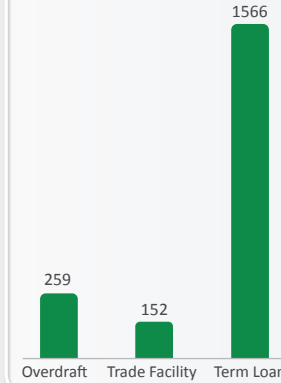
Loan Size in KHR



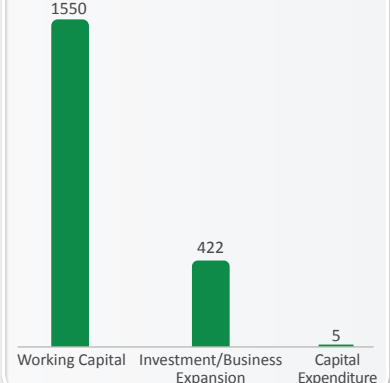
Loan Size in USD



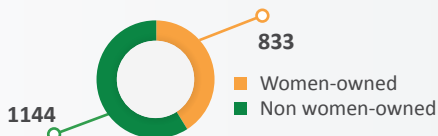
Loan Facility (GA)



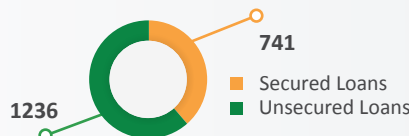
Loan Purpose (GA)



Gender (GA)



Type of Loan (GA)



Type of Borrower (GA)

