



FACTSHEET

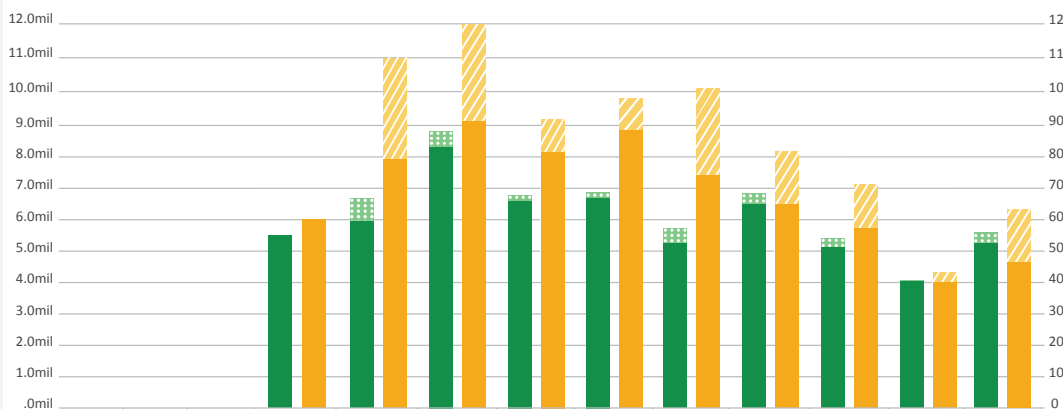
CGCC GUARANTEE PROGRESS

As of 31 October 2023



www.cgcc.com.kh

Guarantee Progress by Months (2023)



*Exchange Rate: USD1 = KHR4,135

*IGS : Individual Guarantee Scheme

*PGS : Portfolio Guarantee Scheme

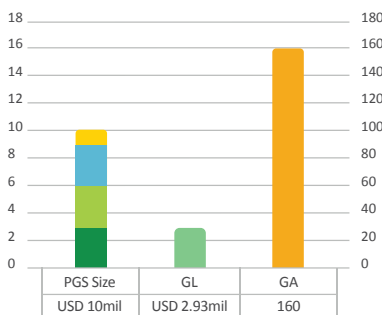
- Guaranteed Account (GA)**
1825
- Guaranteed Loan (GL)**
USD 154.60million Equi.
- Outstanding Guaranteed Loan**
USD 110.69million Equi.
- Outstanding Guaranteed Amount**
USD 79.75million Equi.
- NPL Ratio of Outstanding Guaranteed Amount**
4.98%
- Claim Payout**
USD 62,980
KHR 105,574,697

October Average Turn Around Time/GA

| | IGS | PGS |
|-------------|----------|----------|
| CGCC | 2.0 Days | 0.5 Day |
| CGCC & PFIs | 4.0 Days | 1.5 Days |


Portfolio Guarantee Schemes

*Number of PGS: 4




KHR Loan

Total Guaranteed Loan
74.4bil

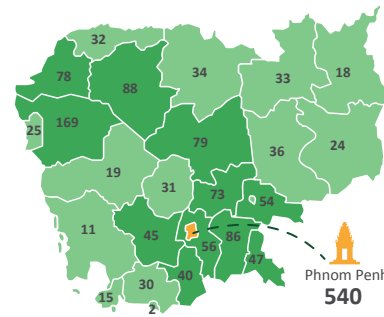


USD Loan

Total Guaranteed Loan
136.61mil

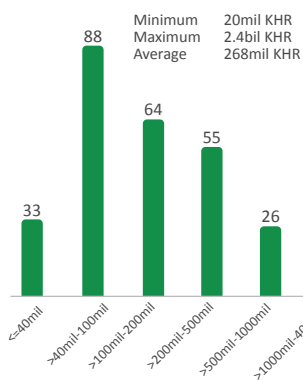


Geographical Coverage (IGS)*

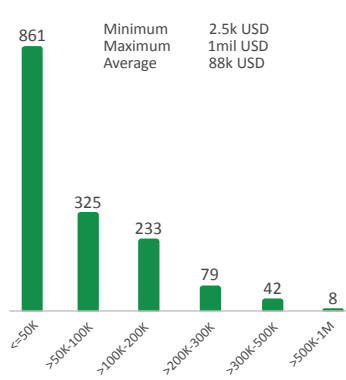


*Geography of each GA is based on Business Address

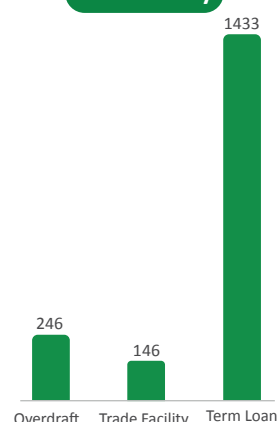
Loan Size in KHR



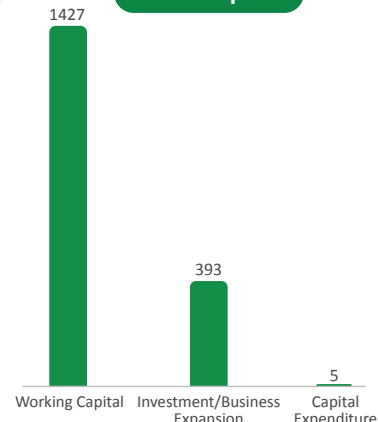
Loan Size in USD



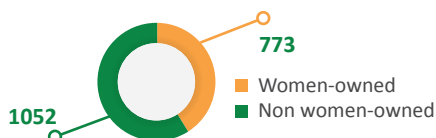
Loan Facility



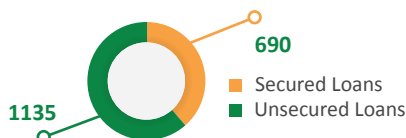
Loan Purpose



Gender



Type of Loan



Type of Borrower

