



FACTSHEET

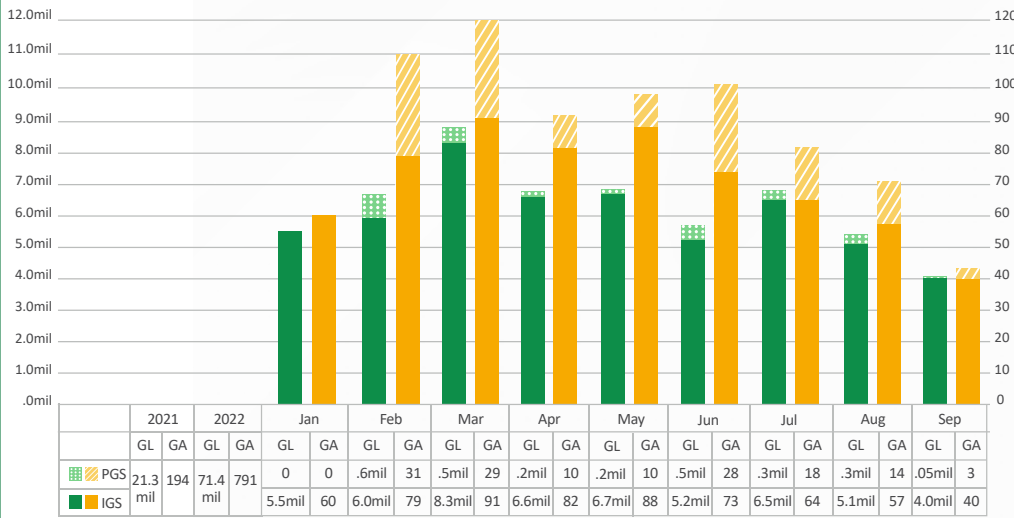
CGCC GUARANTEE PROGRESS

As of 30 September 2023



www.cgcc.com.kh

Guarantee Progress by Months (2023)



Guaranteed Account (GA)
1762

Guaranteed Loan (GL)
USD 149.04million Equi.

Outstanding Guaranteed Loan
USD 111.19million Equi.

Outstanding Guaranteed Amount
USD 80.11million Equi.

NPL Ratio of Outstanding Guaranteed Amount
4.62%

Claim Payout
USD 31,480

September Average Turn Around Time/GA

	IGS	PGS
CGCC	1.5 Days	0.5 Day
CGCC & PFIs	3.0 Days	0.5 Day

*GL in USD

*Exchange Rate: USD1 = KHR4,122

*IGS : Individual Guarantee Scheme

*PGS : Portfolio Guarantee Scheme

KHR Loan

Total Guaranteed Loan
72.6bil




Guaranteed Amount
52.9bil

Unguaranteed Amount
19.7bil

USD Loan

Total Guaranteed Loan
131.4mil



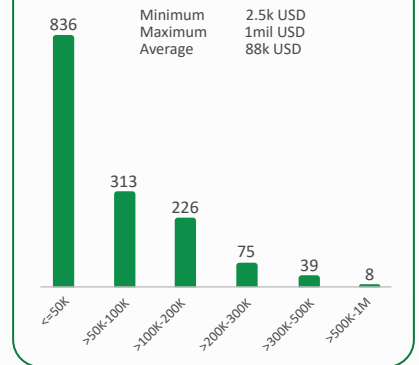
Guaranteed Amount
94.5mil

Unguaranteed Amount
36.9mil

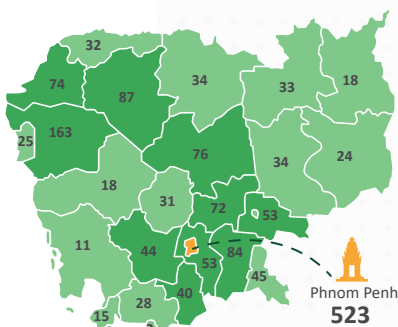
Loan Size in KHR



Loan Size in USD

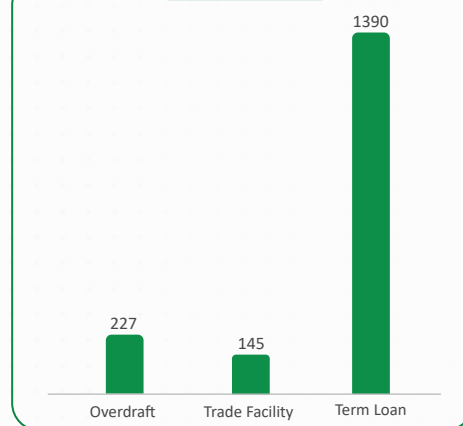


Geographical Coverage (IGS)*

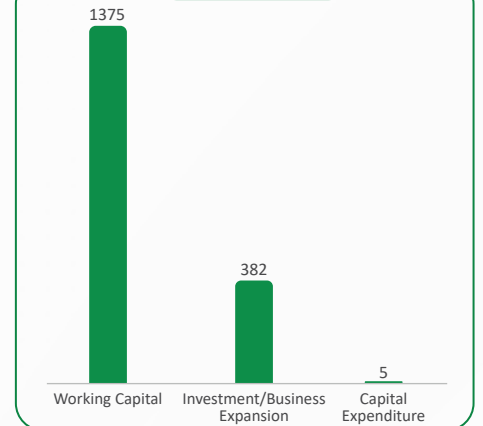


*Geography of each GA is based on Business Address

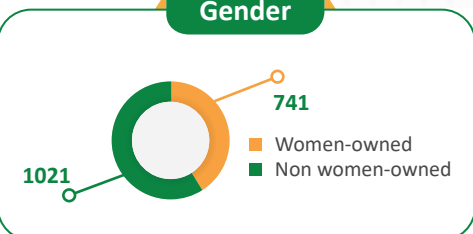
Loan Facility




Loan Purpose



Gender



Type of Loan



Type of Borrower

