



FACTSHEET

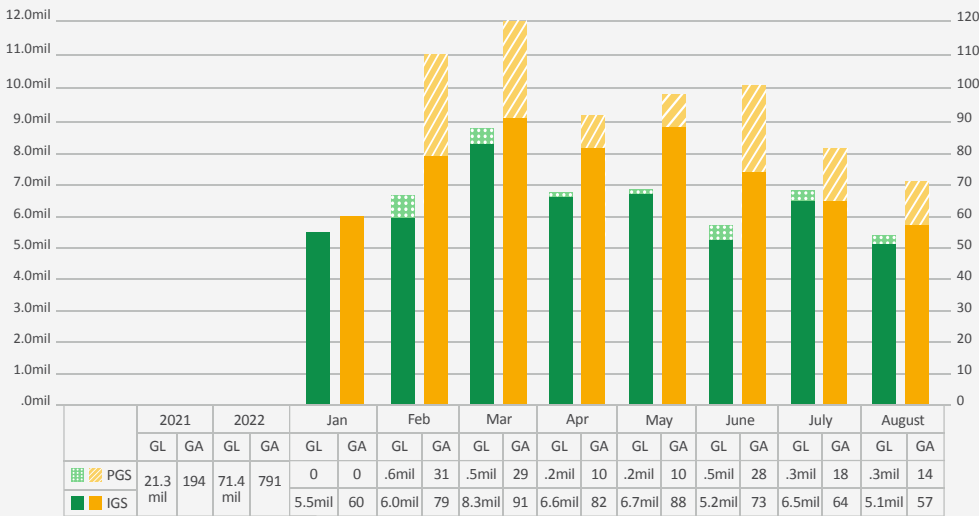
As of 31 August 2023

CGCC GUARANTEE PROGRESS



www.cgcc.com.kh

Guarantee Progress by Months (2023)



*Exchange Rate: USD1 = KHR4,158

*IGS : Individual Guarantee Scheme

*PGS : Portfolio Guarantee Scheme

- Guaranteed Account (GA)**
1719
- Guaranteed Loan (GL)**
USD 144.85million Equi.
- Outstanding Guaranteed Loan**
USD 109.33million Equi.
- Outstanding Guaranteed Amount**
USD 78.76million Equi.
- NPL Ratio of Outstanding Guaranteed Amount**
3.59%
- Claim Payout**
USD 31,480

August Average Turn Around Time/GA

	IGS	PGS
CGCC	1.5 Days	0.5 Day
CGCC & PFIs	3.0 Days	0.5 Day

KHR Loan

Total Guaranteed Loan

68.9bil




Guaranteed Amount
50.2bil

Unguaranteed Amount
18.7bil

USD Loan

Total Guaranteed Loan

128.28mil



Guaranteed Amount
92.27mil

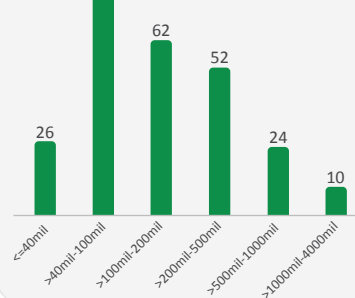
Unguaranteed Amount
36.01mil

Loan Size in KHR

Minimum
20mil KHR

Maximum
2.4bil KHR

Average
267mil KHR

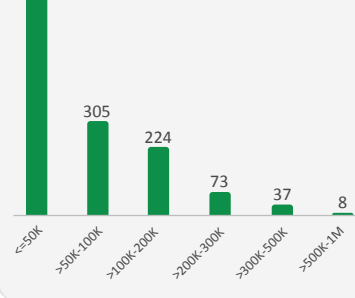


Loan Size in USD

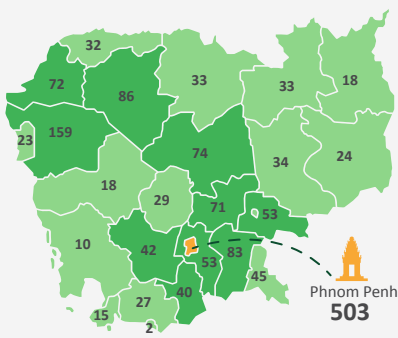
Minimum
2.5k USD

Maximum
1mil USD

Average
88k USD

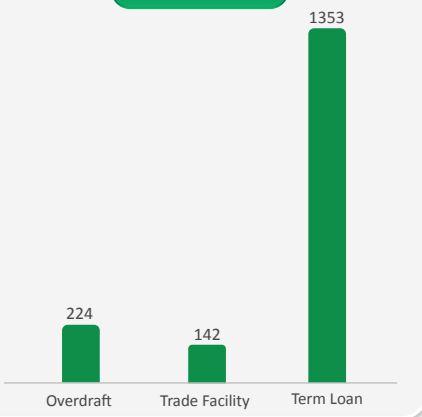


Geographical Coverage (IGS)*

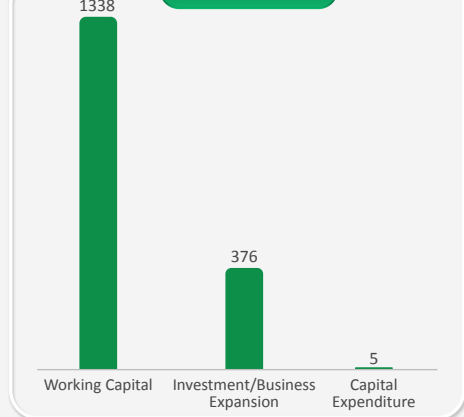


*Geography of each GA is based on Business Address

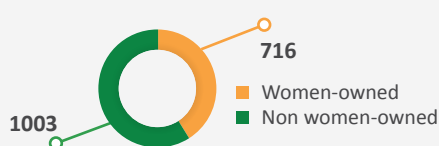
Loan Facility



Loan Purpose



Gender



Type of Loan



Type of Borrower

