



FACTSHEET

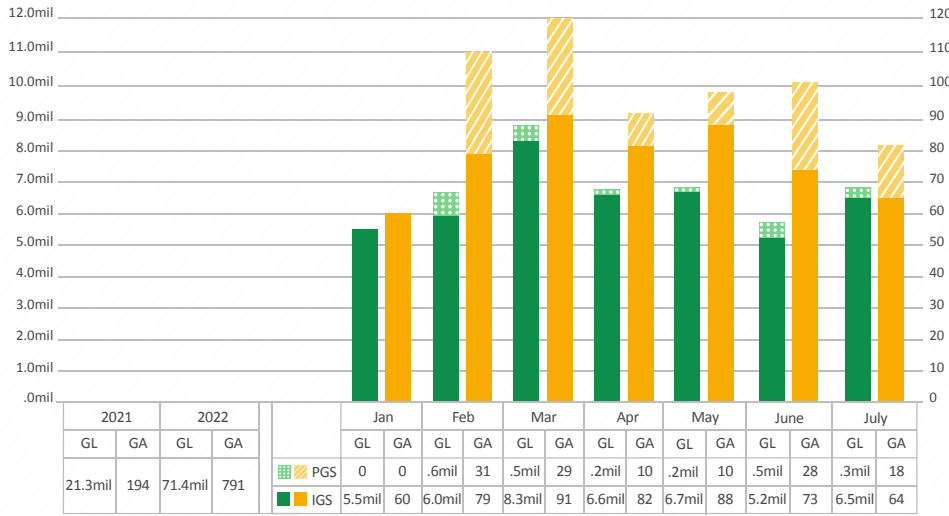
As of 31 July 2023

CGCC GUARANTEE PROGRESS



www.cgcc.com.kh

Guarantee Progress by Months (2023)



*Exchange Rate: USD1 = KHR4,130

*IGS : Individual Guarantee Scheme

*PGS : Portfolio Guarantee Scheme

Guaranteed Account (GA)
1648

Guaranteed Loan (GL)
USD 139.5million Equi.

Outstanding Guaranteed Loan
USD 107.51million Equi.

Outstanding Guaranteed Amount
USD 77.48million Equi.

NPL Ratio of Outstanding GA
3.09%

Claim Payout
USD 31,480

July Average Turn Around Time/GA

	IGS	PGS
CGCC	1.5 Days	0.5 Day
CGCC & PFI's	3.0 Days	0.5 Day

KHR Loan

Total Guaranteed Loan
67.3bil



Guaranteed Amount
49.1bil

Unguaranteed Amount
18.3bil

USD Loan

Total Guaranteed Loan
123.2mil

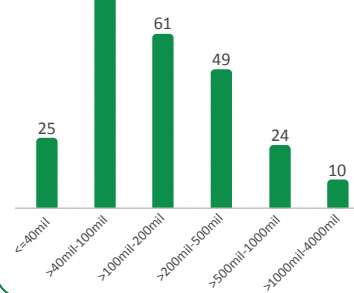


Guaranteed Amount
88.61mil

Unguaranteed Amount
34.59mil

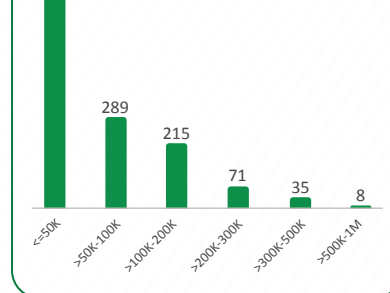
Loan Size in KHR

Minimum 20mil KHR
Maximum 2.4bil KHR
Average 270mil KHR

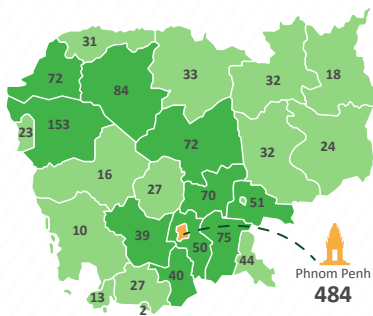


Loan Size in USD

Minimum 2.5k USD
Maximum 1mil USD
Average 88k USD

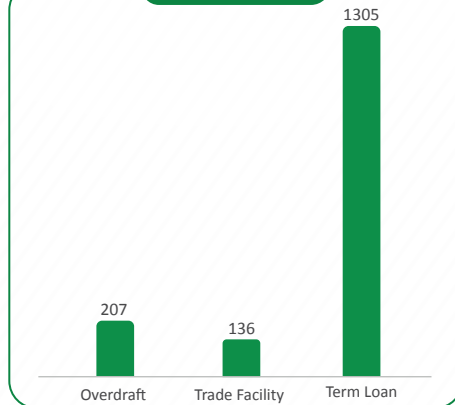


Geographical Coverage (IGS)*

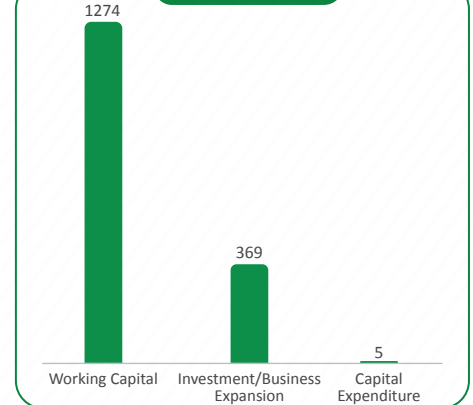


*Geography of each GA is based on Business Address

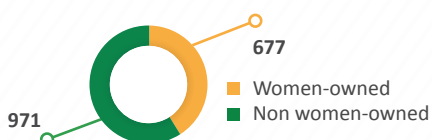
Loan Facility



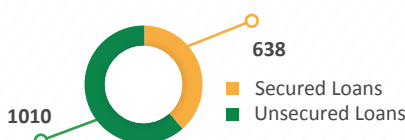
Loan Purpose



Gender



Type of Loan



Type of Borrower

