



FACTSHEET

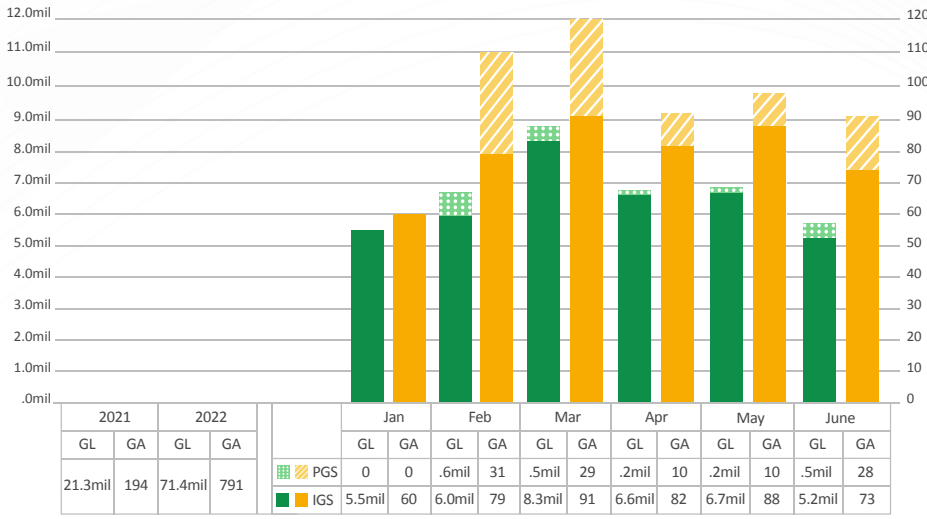
As of 30 June 2023

CGCC GUARANTEE PROGRESS



www.cgcc.com.kh

Guarantee Progress by Months (2023)



*Exchange Rate: USD1 = KHR4,130

*IGS : Individual Guarantee Scheme

*PGS : Portfolio Guarantee Scheme



Guaranteed Account (GA)

1566



Guaranteed Loan (GL)

USD 132.74million Equi.



Outstanding Guaranteed Loan

USD 105.07million Equi.



Outstanding Guaranteed Amount

USD 75.77million Equi.



NPL Ratio of Outstanding Guaranteed Amount

2.35%



Claim Payout

USD 31,480

June Average Turn Around Time/GA

	IGS	PGS
CGCC	1.5 Days	0.1 Day
CGCC & PFIs	2.5 Days	0.1 Day

KHR Loan

Total Guaranteed Loan

63.6bil



Guaranteed Amount **46.3bil**
Unguaranteed Amount **17.3bil**

USD Loan

Total Guaranteed Loan

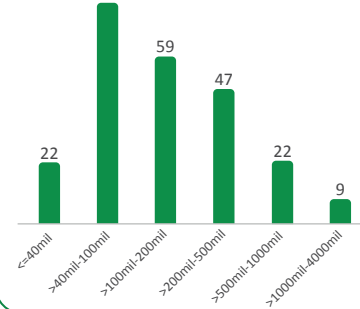
117.35mil



Guaranteed Amount **84.46mil**
Unguaranteed Amount **32.9mil**

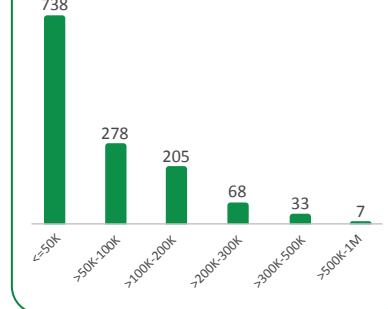
Loan Size in KHR

Minimum 20mil KHR
Maximum 2.4bil KHR
Average 268mil KHR

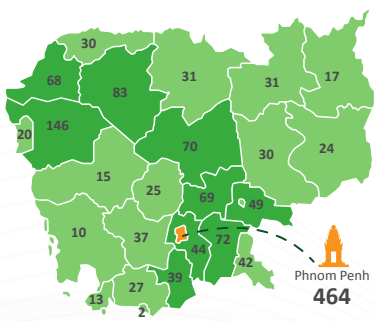


Loan Size in USD

Minimum 5k USD
Maximum 1mil USD
Average 88k USD

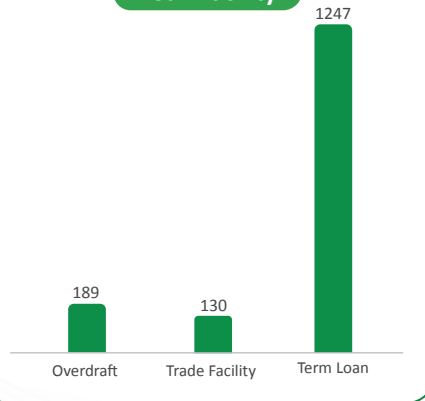


Geographical Coverage (IGS)*

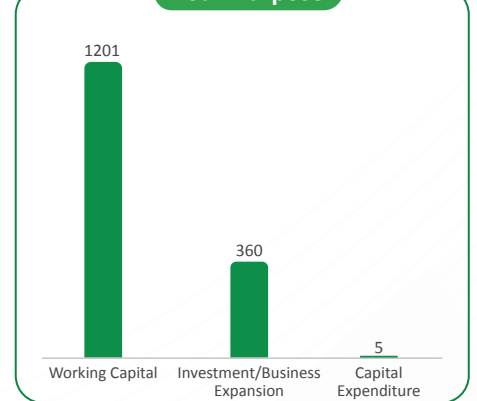


*Geography of each GA is based on Business Address

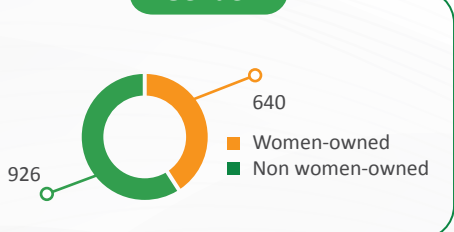
Loan Facility



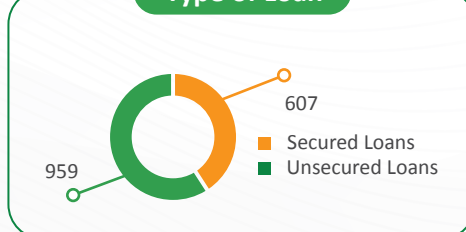
Loan Purpose



Gender



Type of Loan



Type of Borrower

