



FACTSHEET

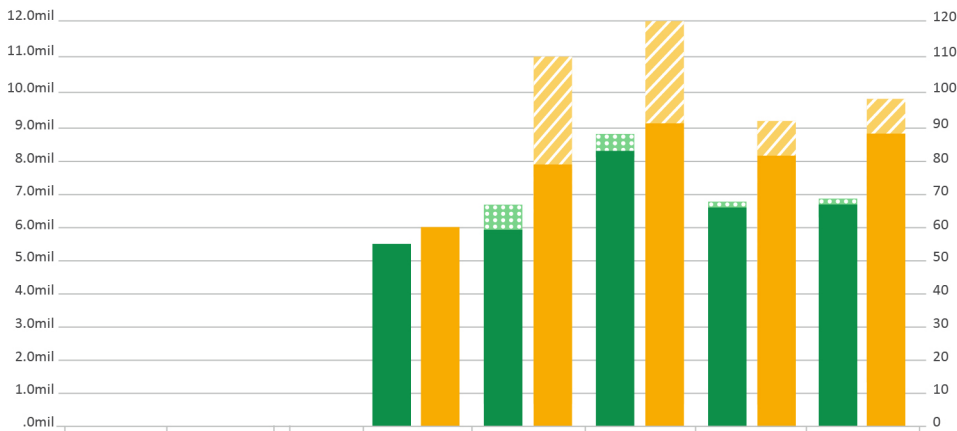
CGCC GUARANTEE PROGRESS

As of 31 May 2023



www.cgcc.com.kh

Guarantee Progress by Months (2023)



2021		2022		2023	
GL	GA	GL	GA	GL	GA
21.3mil	194	71.4mil	791		
				PGS	IGS
				0	0
				.6mil	31
				.5mil	29
				.2mil	10
				.2mil	10
				6.0mil	79
				8.3mil	91
				6.6mil	82
				6.7mil	88

*Exchange Rate: USD1 = KHR4,116

*IGS : Individual Guarantee Scheme

*PGS : Portfolio Guarantee Scheme

- Guaranteed Account (GA) **1465**
- Guaranteed Loan (GL) **USD 127.06million Equi.**
- Outstanding Guaranteed Loan **USD 101.5million Equi.**
- Outstanding Guaranteed Amount **USD 73.22million Equi.**
- NPL Ratio of Outstanding GL **2.29%**
- Claim Payout **USD 31,480**

May Average Turn Around Time/GA

	IGS	PGS
CGCC	2.5 Days	0.1 Day
CGCC & PFIs	4.5 Days	0.1 Day

KHR Loan

Total Guaranteed Loan

60.9bil



Guaranteed Amount **44.4bil**
Unguaranteed Amount **16.5bil**

USD Loan

Total Guaranteed Loan

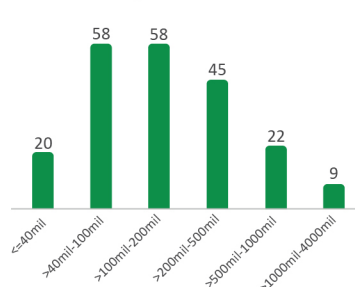
112.26mil



Guaranteed Amount **80.86mil**
Unguaranteed Amount **31.41mil**

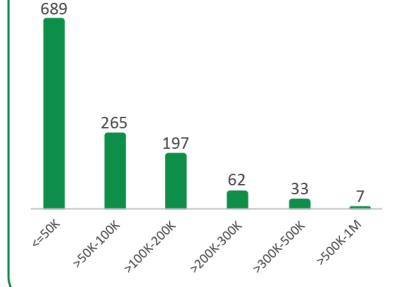
Loan Size in KHR

Minimum 40mil KHR
Maximum 2.4bil KHR
Average 287mil KHR

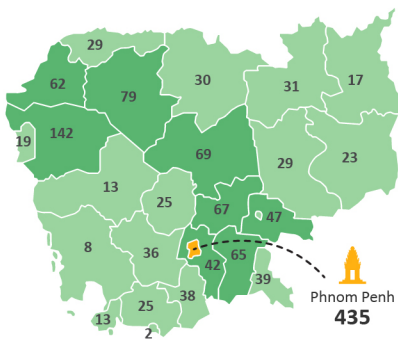


Loan Size in USD

Minimum 5k USD
Maximum 1mil USD
Average 89.5k USD

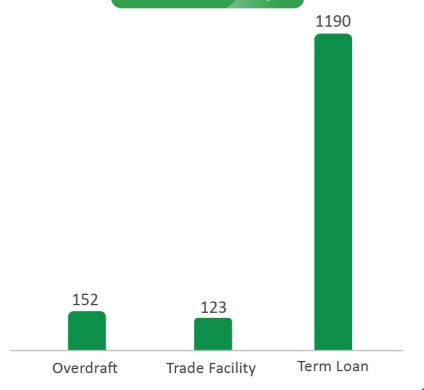


Geographical Coverage (IGS)*

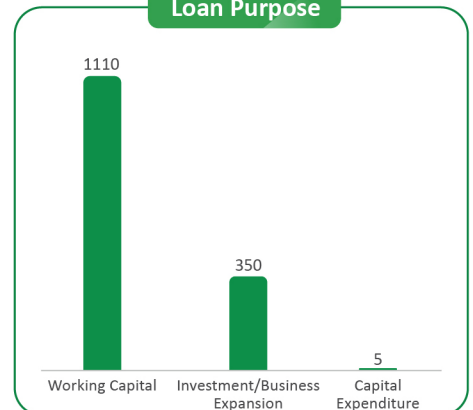


*Geography of each GA is based on Business Address

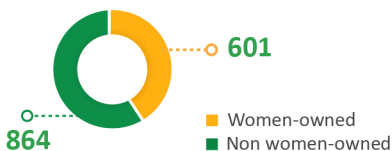
Loan Facility



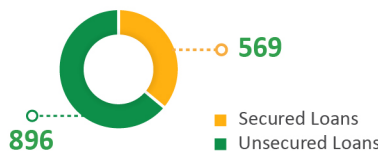
Loan Purpose



Gender



Type of Loan



Type of Borrower

