FACTSHEET

As of 31 March 2023

CGCC GUARANTEE PROGRESS

www.cgcc.com.kh

Guarantee Progress by Months (2023)

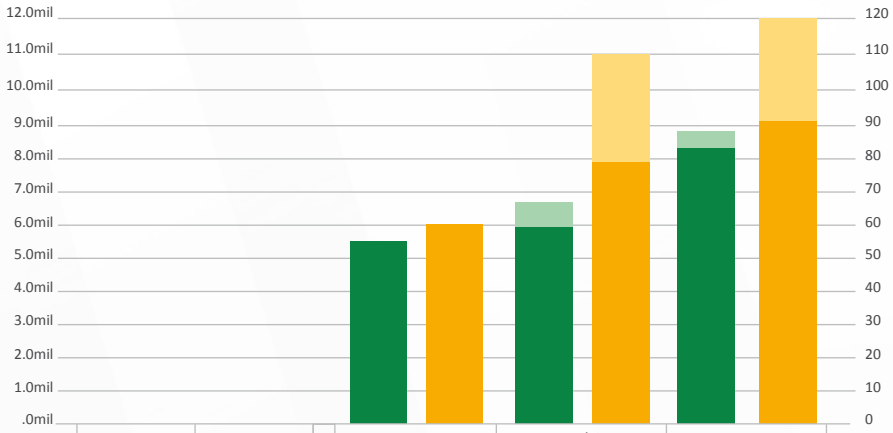

2021		2022		Jan		Feb		Mar	
GL	GA	GL	GA	GL	GA	GL	GA	GL	GA
21.3mil	194	71.4mil	791	0	0	.6mil	31	.5mil	29
				5.5mil	60	6.0mil	79	8.3mil	91

PGS
IGS

*Exchange Rate: USD1 = KHR4,054

*IGS : Individual Guarantee Scheme
*PGS : Portfolio Guarantee Scheme

Guaranteed Account (GA)
1275

Guaranteed Loan (GL)
USD 113.6million Equi.

Outstanding Guaranteed Loan
USD 90.7million Equi.

Outstanding Guaranteed Amount
USD 65.4million Equi.

NPL (Outstanding Guaranteed Loan)
USD 1.16million Equi.

Claim Payout
USD 31,480.17

March Average Turn Around Time/GA

	IGS	PGS
CGCC	1.73 Days	0.1 Day
CGCC & PFIs	3.14 Days	0.1 Day

KHR Loan

Total Guaranteed Loan
51.2bil

Guaranteed Amount **37.3bil**

Unguaranteed Amount **13.8bil**

USD Loan

Total Guaranteed Loan
101.02mil

Guaranteed Amount **69.69mil**

Unguaranteed Amount **31.33mil**

Loan Size in KHR

Minimum 40mil KHR
Maximum 2.4bil KHR
Average 272mil KHR

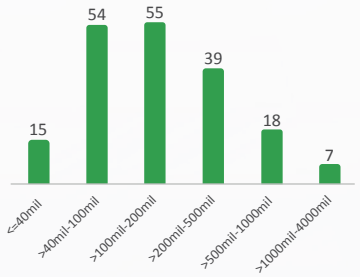

Loan Size in USD

Minimum 5k USD
Maximum 1mil USD
Average 93k USD

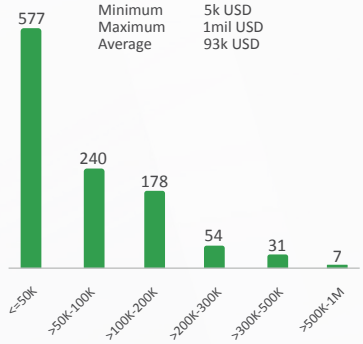

Geographical Coverage (IGS)

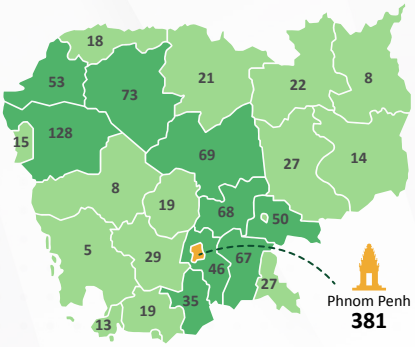

Loan Facility

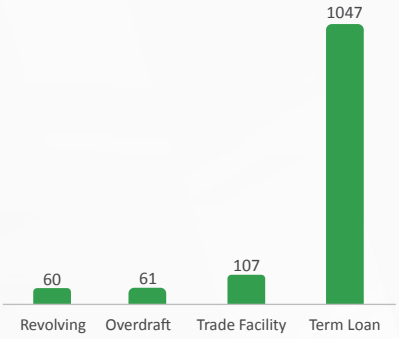

Loan Purpose

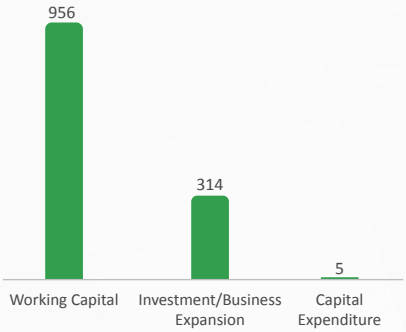

Gender

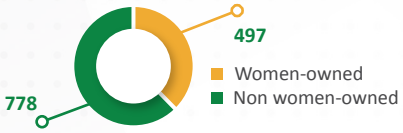

Type of Loan

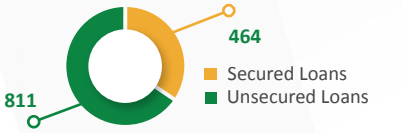

Type of Borrower

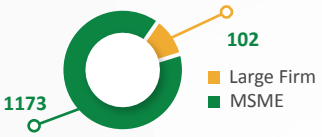

All rights reserved © 2023 Credit Guarantee Corporation of Cambodia (CGCC)