



FACTSHEET

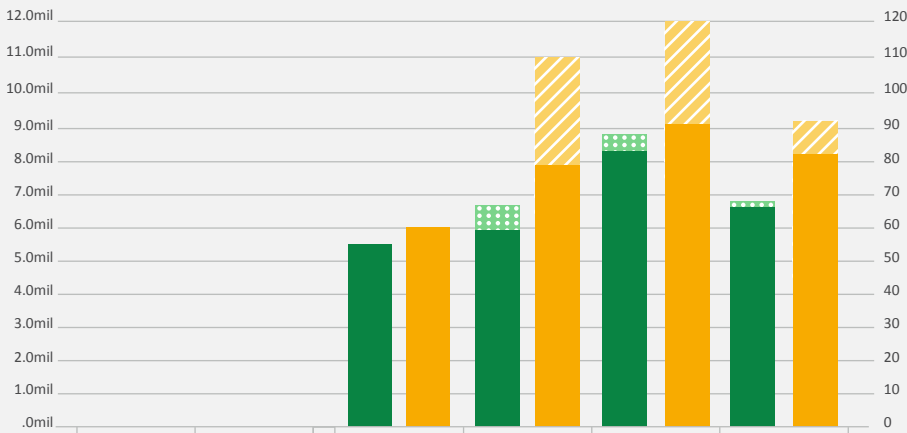
As of 30 April 2023

CGCC GUARANTEE PROGRESS



www.cgcc.com.kh

Guarantee Progress by Months (2023)



*Exchange Rate: USD1 = KHR4,115

*IGS : Individual Guarantee Scheme
*PGS : Portfolio Guarantee Scheme



Guaranteed Account (GA)
1367



Guaranteed Loan (GL)
USD 120.2million Equi.



Outstanding Guaranteed Loan
USD 97.5million Equi.



Outstanding Guaranteed Amount
USD 70.32million Equi.



NPL Ratio of Outstanding GL
1.43%



Claim Payout
USD 31,480

April Average Turn Around Time/GA

	IGS	PGS
CGCC	2.52 Days	0.1 Day
CGCC & PFIs	4.21 Days	0.1 Day

KHR Loan

Total Guaranteed Loan

56.3bil



Guaranteed Amount
40.9bil

Unguaranteed Amount
15.3bil

USD Loan

Total Guaranteed Loan

106.52mil



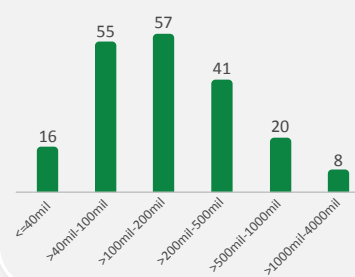
Guaranteed Amount
76.72mil

Unguaranteed Amount
29.8mil

Loan Size in KHR

Minimum
Maximum
Average

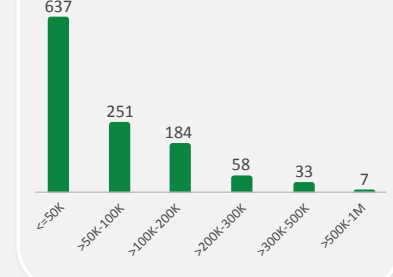
40mil KHR
2.4bil KHR
258mil KHR



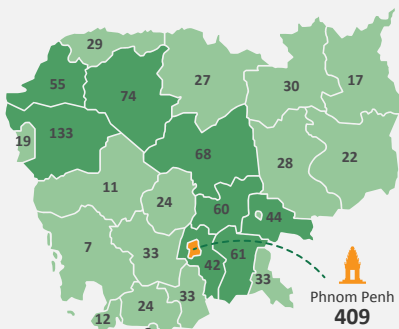
Loan Size in USD

Minimum
Maximum
Average

5k USD
1mil USD
91k USD

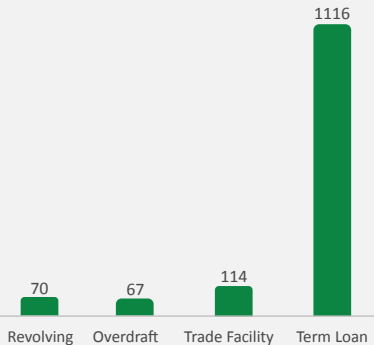


Geographical Coverage (IGS)*

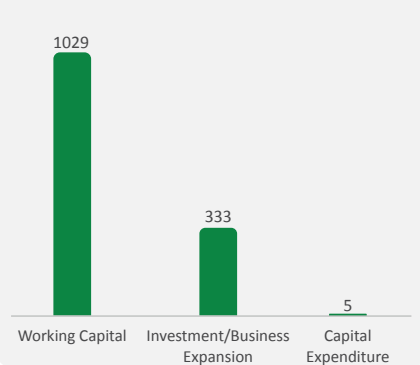


*Geography of each GA is based on Business Address

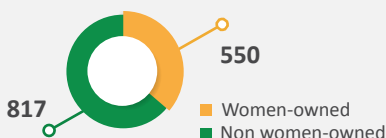
Loan Facility



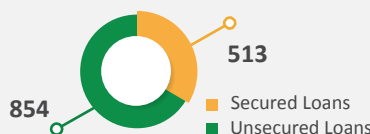
Loan Purpose



Gender



Type of Loan



Type of Borrower

