



FACTSHEET

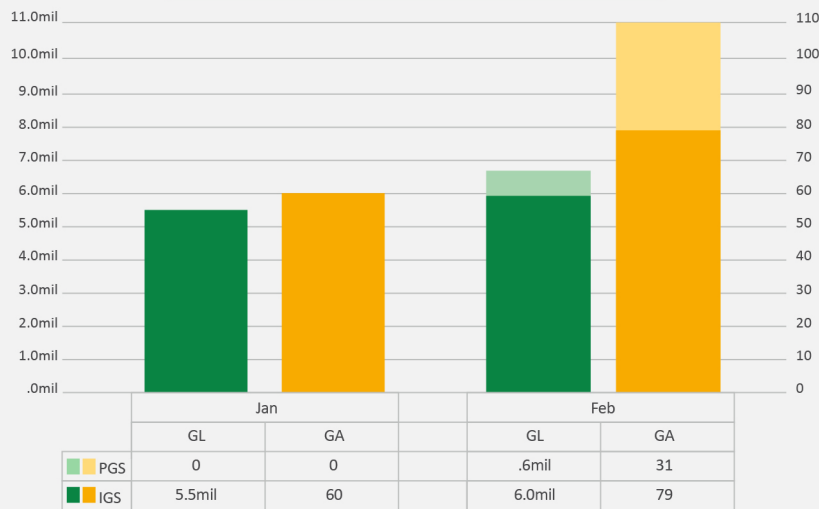
As of 28 February 2023

CGCC GUARANTEE PROGRESS



www.cgcc.com.kh

Guarantee Progress by Months (2023)



*Exchange Rate: USD1 = KHR4,043

*IGS : Individual Guarantee Scheme
*PGS : Portfolio Guarantee Scheme


- Guaranteed Account (GA)**
1155
- Guaranteed Loan (GL)**
USD 104.9million Equi.
- Outstanding Guaranteed Loan (As of 31 Jan 2023)**
USD 81.6million Equi.
- Outstanding Guaranteed Amount (As of 31 Jan 2023)**
USD 58.9million Equi.

February Average Turn Around Time/GA

	IGS	PGS
CGCC	1.85 Days	0.1 Day
CGCC & PFIs	3.27 Days	0.1 Day


KHR Loan

Total Guaranteed Loan
44.9bil



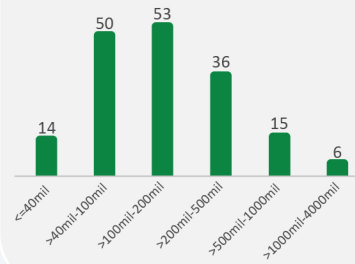
USD Loan

Total Guaranteed Loan
93.75mil



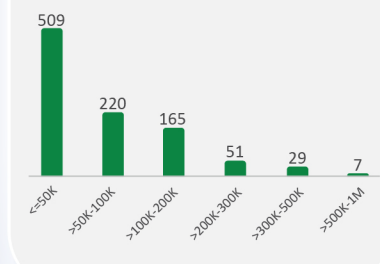
Loan Size in KHR

Minimum: 40mil KHR
Maximum: 2.4bil KHR
Average: 258mil KHR

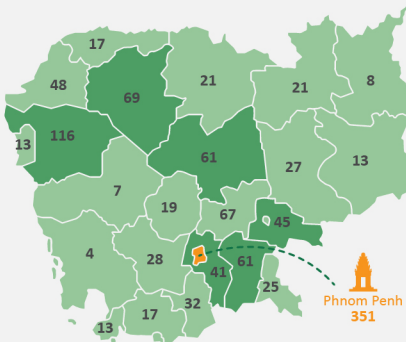


Loan Size in USD

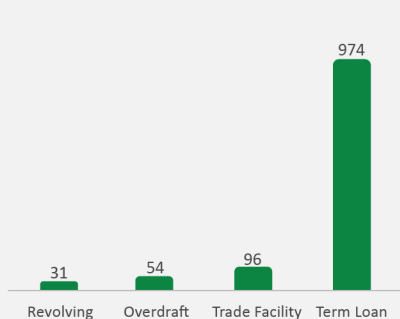
Minimum: 5k USD
Maximum: 1mil USD
Average: 95k USD



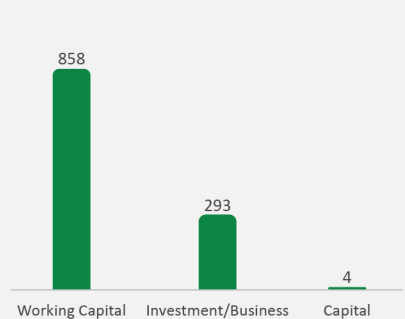
Geographical Coverage (IGS)



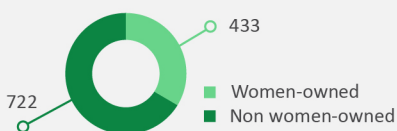
Loan Facility



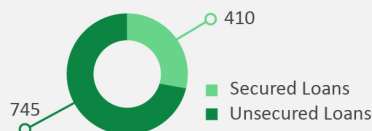
Loan Purpose



Gender



Type of Loan



Type of Borrower

