



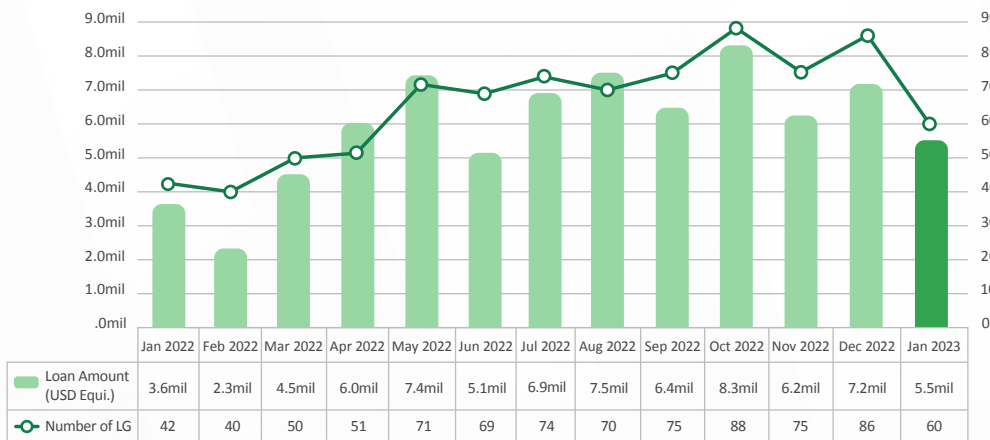
FACTSHEET As of 31 January 2023

CGCC GUARANTEE PROGRESS



www.cgcc.com.kh

Guaranteed Loans by Month



* Exchange Rate: USD1 = KHR4,104

- Total Letter of Guarantee (LG)**
1045
- Total Loan Amount**
USD 98.2million Equi.
- Outstanding Guaranteed Loan (As of 31 December 2022)**
USD 75.13million Equi.
- Outstanding Guaranteed Amount (As of 31 December 2022)**
USD 54.24million Equi.

LG Cancellation

Total LG	21
Loan Amount In USD	USD 2,248,000
Loan Amount In KHR	KHR 397,000,000

January Average Turn Around Time/LG

CGCC	1.95 Days
CGCC & PFIs	3.65 Days

KHR Loan

Total Loan Amount
41.0bil



Guaranteed Amount **30.0bil**
Unguaranteed Amount **11.0bil**

USD Loan

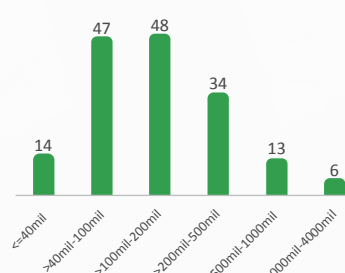
Total Loan Amount
88.19mil



Guaranteed Amount **63.50mil**
Unguaranteed Amount **24.69mil**

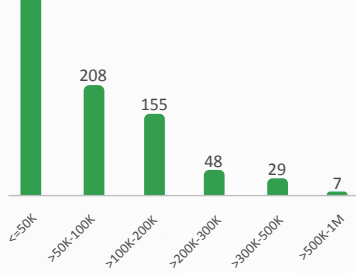
Loan Size in KHR

Minimum: 40mil KHR
Maximum: 2.4bil KHR
Average: 253mil KHR

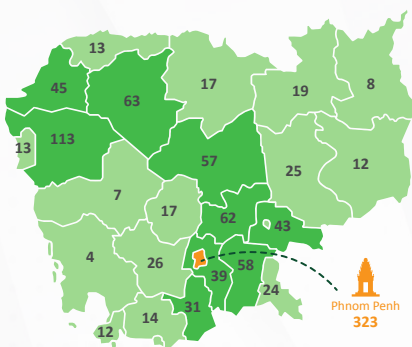


Loan Size in USD

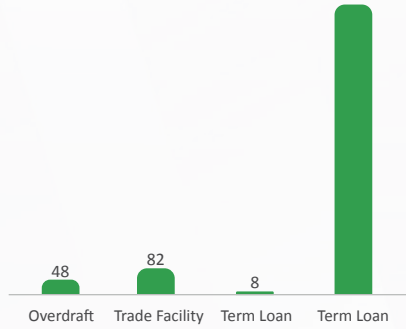
Minimum: 5k USD
Maximum: 1mil USD
Average: 100k USD



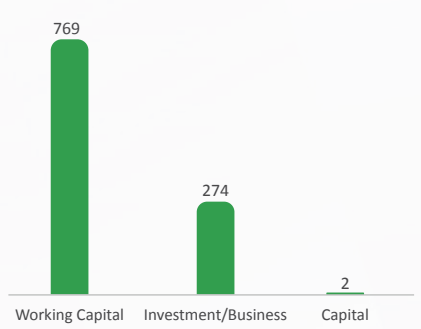
Geographical Coverage



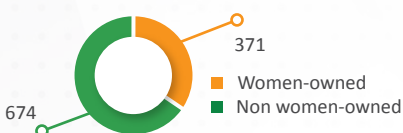
Loan Facility



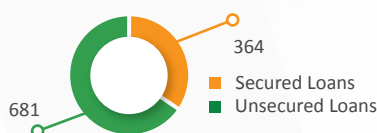
Loan Purpose



Gender



Type of Loan



Type of Borrower

