



FACTSHEET

As of 30 April 2022

CGCC GUARANTEE PROGRESS



www.cgcc.com.kh

Guaranteed Loan by Month



USD 38.1 Million
Total Loan Amount



377
Total Letter of Guarantee (LG)

LG Cancellation

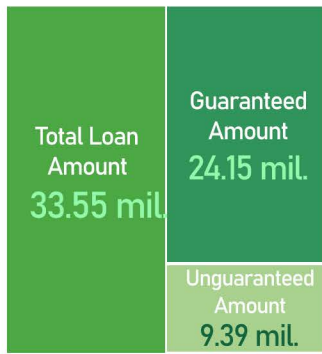
Year	Month	#LG	Loan Amount in USD	Loan Amount in KHR
2021	Aug	1	70,000	
	Oct	1	50,000	
	Dec	1	25,000	
2022	Feb	2	30,000	117,000,000
	Mar	2	70,000	280,000,000
Total		7	245,000	397,000,000



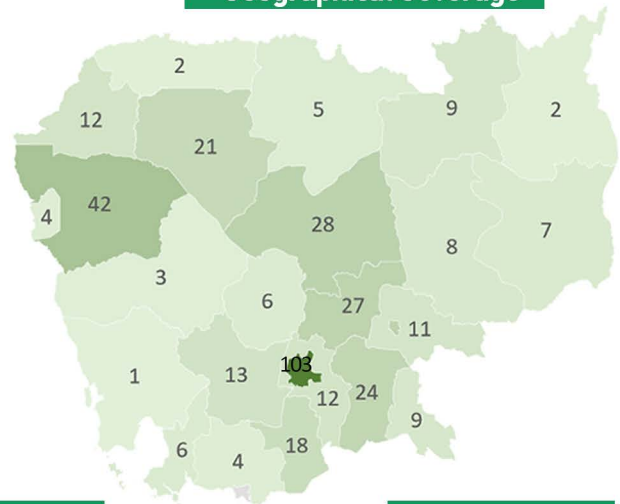
KHR Loan



USD Loan



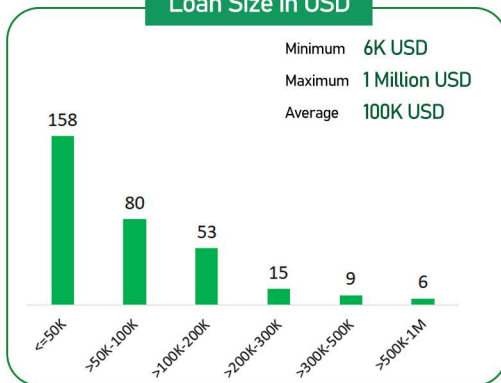
Geographical Coverage



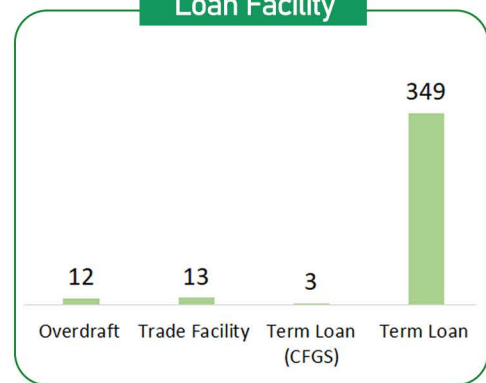
Loan Size in KHR



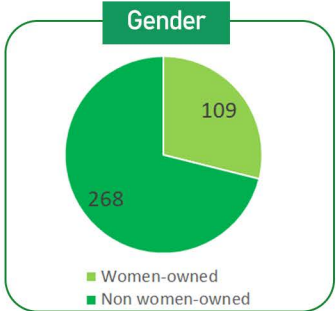
Loan Size in USD




Loan Facility



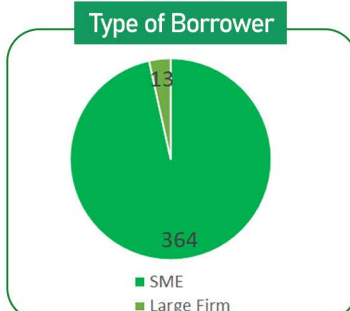
Gender



Type of Loan



Type of Borrower



Loan Purpose

